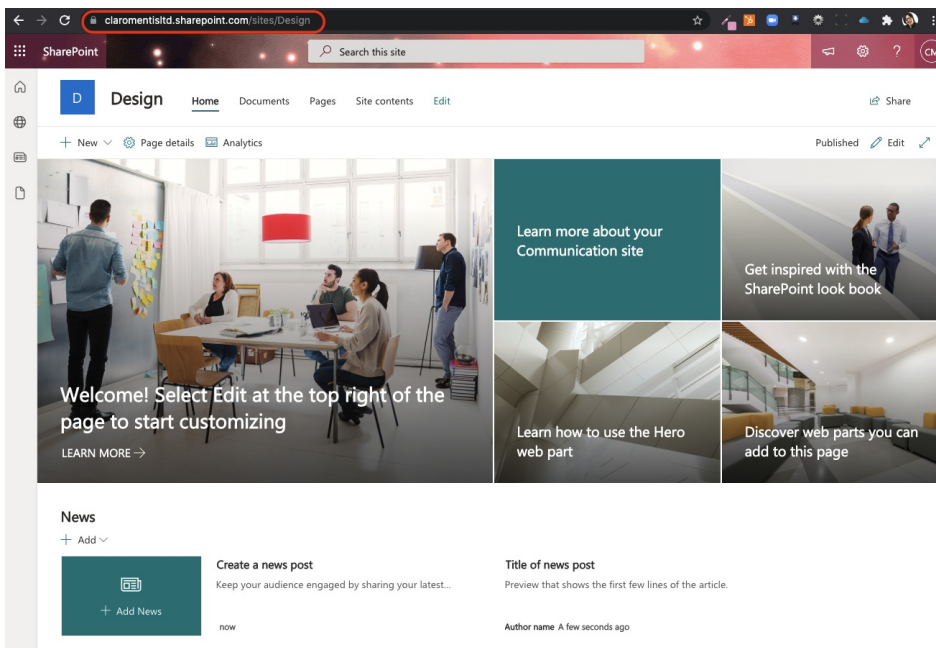




Link to SharePoint

Overview

SharePoint is a site or page builder as part of Microsoft 365 offerings. It allows you to create a purpose build site that is accessible by certain groups within your organisation. Here is an example:

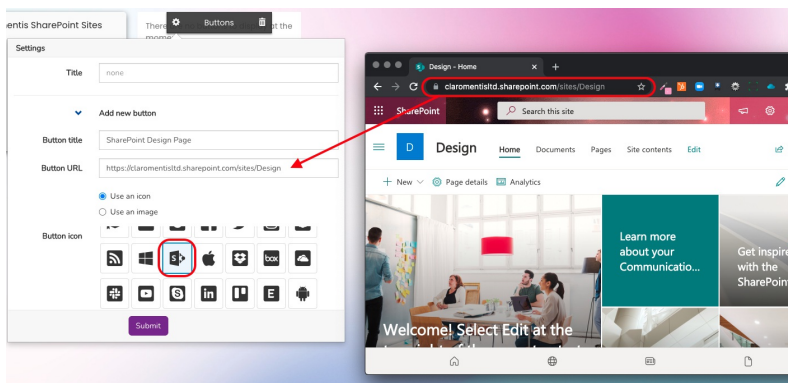


If you are using SharePoint and Microsoft 365 in general there are a few things that you can do to integrate with Claromentis.

1. Buttons to SharePoint Sites

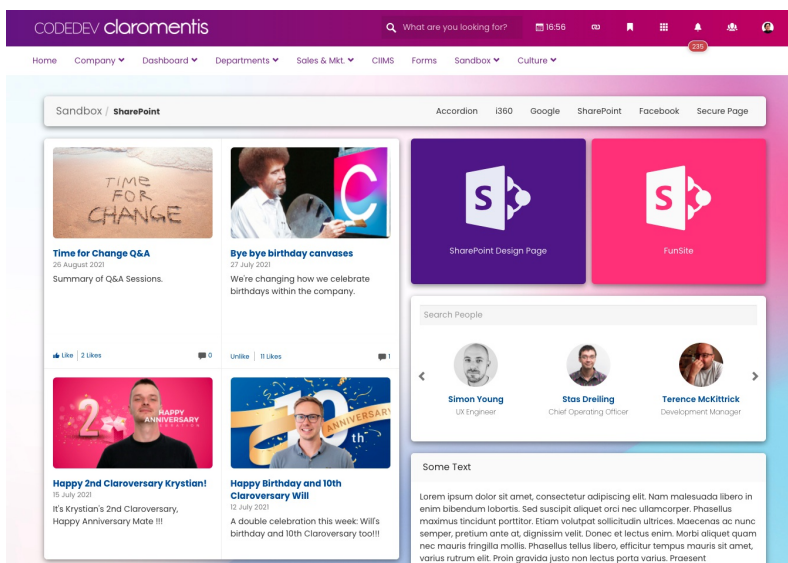
You can't embed the SharePoint site directly in Pages because Microsoft does not allow it.

As a workaround you can create a collection of Intranet Buttons to access sites built in SharePoint.



Tips: Set the new button to open in a new window so that users can navigate back easily to the Intranet

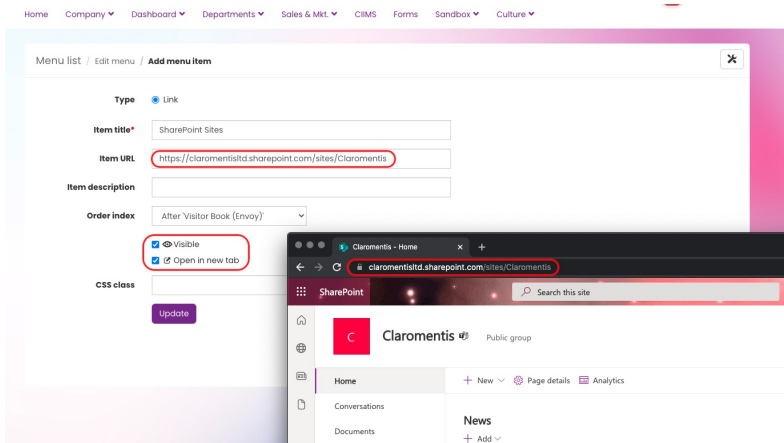
Here is an example of a Page within Claromentis with a couple of buttons to SharePoint Sites.



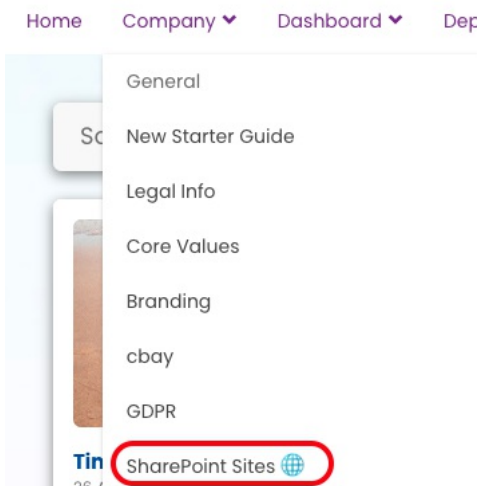
Learn more about Creating buttons.

2. Integrate with the menu

Because each SharePoint site has a unique URL, you can create a contextual menu to provide users with direct links to the SharePoint sites.



Here is an example:



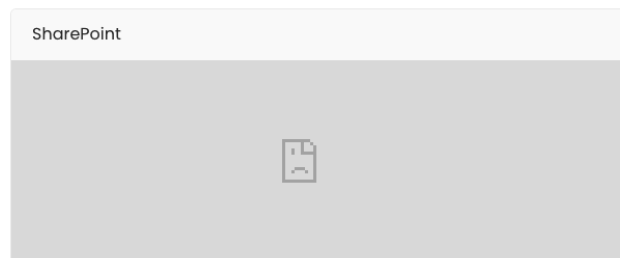
Tips: Add unique emoji to help users differentiate between internal links and link that takes them to SharePoint sites.

Learn more about Menu Builder.

FAQs

Can I embed a SharePoint site in Pages?

Unfortunately, It is not possible to embed SharePoint Site to Pages using the embed component. This is due to the known security protection.



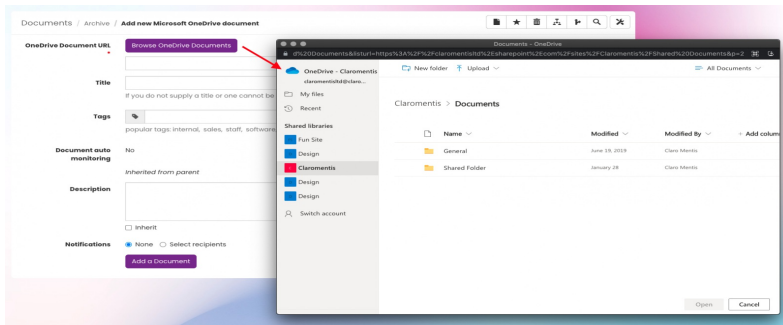
Can I make a SharePoint site Public?

On March 9, 2015, Microsoft made changes to the SharePoint Online Public Websites feature by removing the ability to create a public website.

Creating a Microsoft Teams will automatically provision/create a SharePoint site. And the privacy settings you've chosen (above) should be respected. Learn more...

3. Add Microsoft OneDrive Link

OneDrive is the file storage as part of Microsoft 365, all files stored in SharePoint will you can add links from Claromentis DMS to a document or file stored in OneDrive.



Learn more about Setting up Microsoft OneDrive Integration in Documents.

4. Microsoft Azure Single Sign-On

If your company decided to migrate to the cloud within Microsoft Azure, It is possible to implement Single Sign-On allowing users who are authenticated in Microsoft Azure Directory to automatically log in to Claromentis.

It is also possible to set up User synchronisation to ensure their metadata and group are kept in sync between two systems. This part is a bit technical and requires some planning between your Infrastructure team and our TechOps team.

Learn more about Single Sign-On (SSO) User Provisioning and User directory synchronisation.

Last modified on 6 December 2023 by Hannah Door

Created on 26 August 2021 by Michael Christian

Tags: sharepoint