



How to Distribute Custom Mobile App

Overview

There are clear advantages of mobility and having a dedicated Mobile App for your Intranet and Digital Workplace increases user adoption level; however, there is one aspect that we tend to overlook which is app distribution and updates.

These are tips on distributing custom mobile apps for your organisation.

1. Share it via a News Article

You can share the news about the availability of the mobile app with a link to the Enterprise App Distribution link we provided to you. typically in the format of:

[https://apps.claromentis.net/\[yourappname\]/](https://apps.claromentis.net/[yourappname]/)

ProTips: You can also include the QR code (available from the Enterprise App Distribution Link) to allow users visiting the link on their mobile device simply by scanning the QR Code.

CODEDEVclaromentis

What are you looking for?

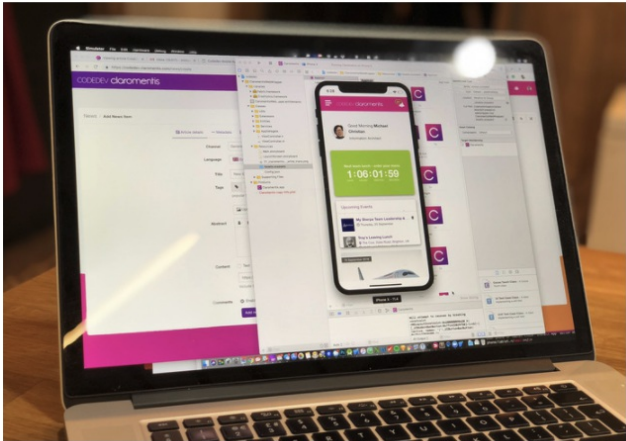
11:07

HomeCompany▼Dashboard▼Departments▼Sales & Mkt.▼CIIMSFormsSandboxCulture▼

News / General News / Article details

New Mobile App for your Intranet!

General News | 20 September 2018 by Michael Christian • ios, mobile




New iOS App for CodeDev has been released with the following new features:

Browser Back & Forward Gesture - slide from the edge of the screen to perform browser back or forward.

Universal Link - when you receive email / messages containing codeDev URL. It opens directly in the app - no more re-login in Safari.

Scan this QR code with your phone to download the app



Open link

Unlike | 5 Likes

Share

2. Send Notification or Email

Send a notification containing the Enterprise App Distribution Link to people to download the app.

Send as ☐ Message ☒ Notification

Send to This message will be sent as a one-off notification to the selected recipients.

Start typing to add...

Browse

Remove

All registered

[View matching users...](#)

☐ Send to my direct reports

Subject

New Mobile App

B *I* U Source

Install the Claromentis Mobile App by visiting this link on your mobile|
<https://apps.claromentis.net/codedev/>


Send

3. Page Component

Create an Image page component on the homepage using the QR Code picture.

Settings

Title

Image  Change image

Open URL when clicked

☒ Open in a new tab

Tooltip

Appearance ☐ Fill (image will be cropped or stretched to fit the component)
☒ Fit (image will be resized to fit the component while retaining original proportions)

Submit

4. Mobile Device Management (MDM)

Mobile Device Management is a type of security software commonly used by IT departments to monitor, manage and securing employees' mobile devices within your organisation.

If your organisation has MDM solution in place your IT Department can download the APK file (Android) or IPA file (iOS) from the Enterprise App Distribution Link and distribute the app through MDM.

One of the key benefits of implementing MDM is the fact that the IT Department can push update and remotely manage enterprise app on employee's personal devices.

Last modified on 6 December 2023 by Hannah Door

Created on 8 January 2021 by Michael Christian

Tags: mobile, mdm, custom