



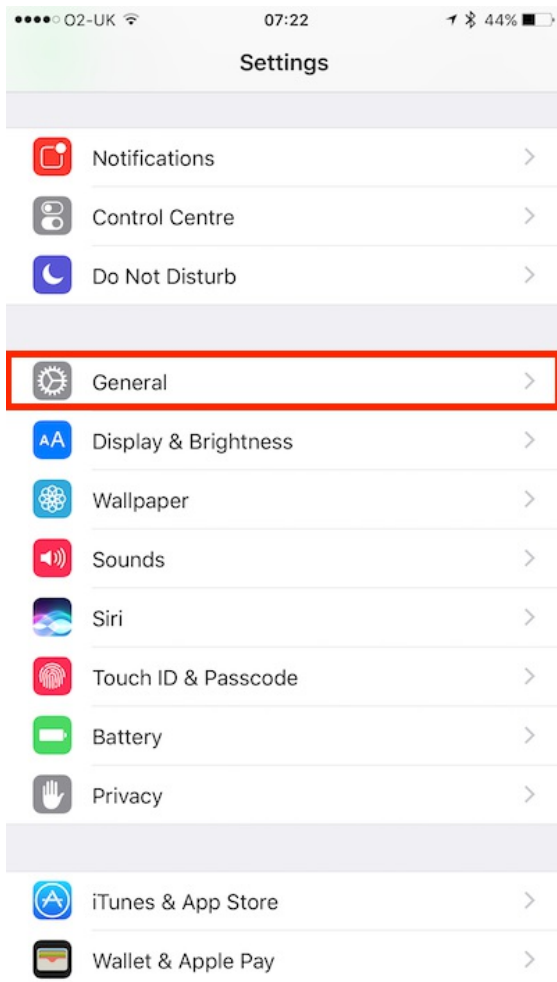
iOS: Trusting Enterprise Developer

Installing App from [Apple Enterprise Developer Programme](#) requires users to perform the following step on their device to ensure that you trust the app developer and only installing the app from reliable sources.
Find out [why my app can't be published in Public AppStore](#)

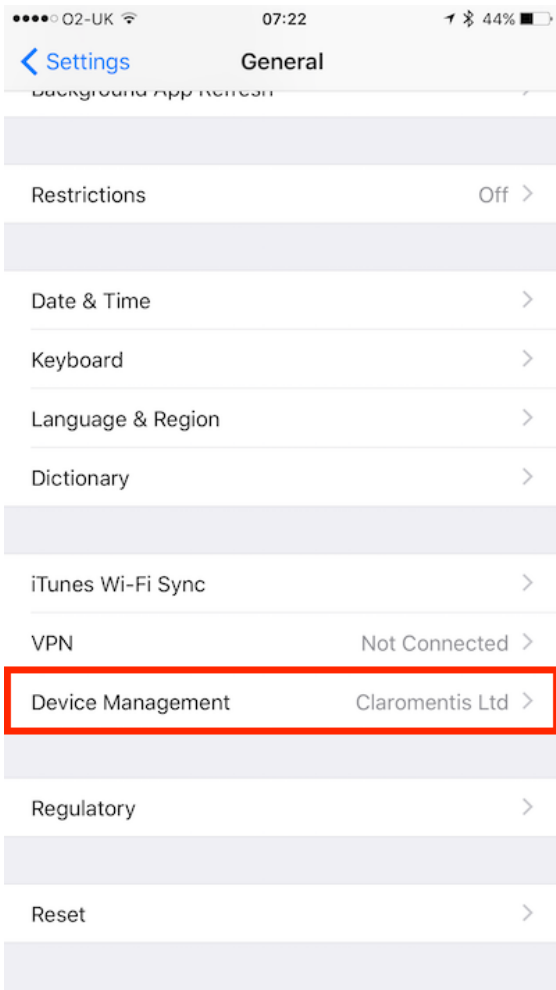
1. On the device, launch the app, and in the **"Untrusted Enterprise Developer"** dialog that appears, click **Cancel**. This step adds Device Management to Settings.



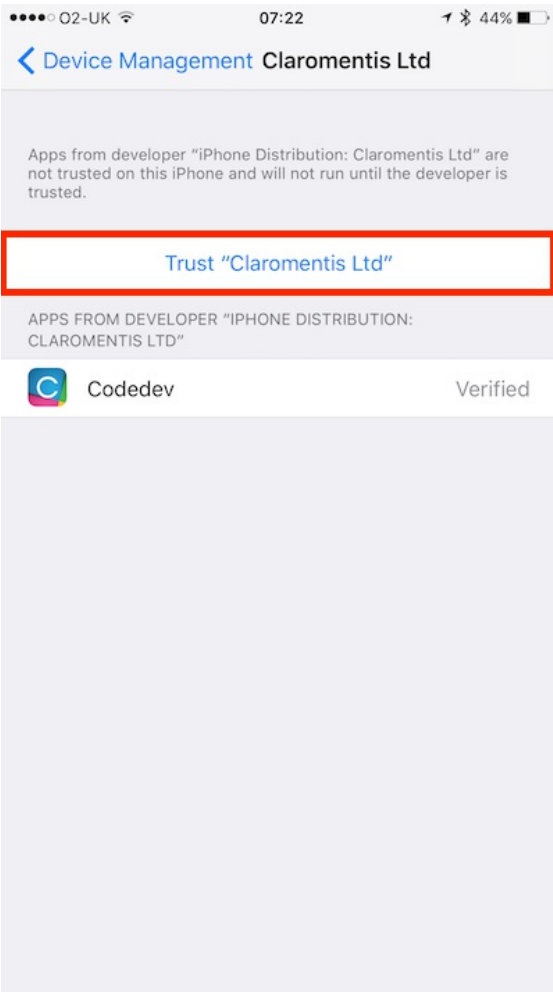
2. Tap **Settings > General > Device Management**.



3. Under Enterprise App, tap the organization name.



4. Tap **Trust** “Claromentis Ltd”. In the dialog that appears, tap **Trust**.



You only need to do this **once** and now you can open the app as normal.

Last modified on 6 December 2023 by [Hannah Door](#)

Created on 2 June 2019 by [Michael Christian](#)

Tags: [app](#), [ios](#), [mobile](#)