

## iOS & Android Mobile Universal Link

This guide is intended for **Claromentis 8.6+ and publically accessible sites only**

### What is a mobile universal link?

Mobile universal link allows user to access relevant content faster, typically when a user has a mobile app installed then the link should take user to the exact part in the mobile app rather than open a browser window in the phone which user may have to re-login.

**Web Fall-Back.** One of the biggest advantages of using universal links is the fall back to web. If a user encounters a universal link and doesn't have your app installed, then they will be gracefully redirected to the correct place on your website instead.

**Simple.** Use one URL for both your app and website.

**Inter-App Communication.** Other apps can communicate with your app using universal links, without needing to know if your app is installed.

### Implementing a universal link for iOS

#### Generic App

If you are using a Generic [iOS App](#) follow instruction below:

Navigate to `Admin > System > API keys` and click on **Add a new integration** button

API name: `iosapp`

API description: `iOS Universal Link`

Entry key: `app_id`

Entry value: `4ZP5CF7YYH.com.claromentis.ios`

#### Custom App

Navigate to `Admin > System > API keys` and click on **Add a new integration** button

API name: `iosapp`

API description: `iOS Universal Link`

Entry key: `app_id`

Entry value: {your unique app ID including team ID prefix }

for example 8S877WB279.com.myintranet.name

Add Integration

API Name and Description are required. You will also need to add at least one entry. This page cannot validate the keys you enter so test your integration in the front-end to ensure that the keys you've entered are valid and working correctly.

API Name?

iosapp

API Description?

IOS Universal Link

API Help?

Entries

Entry Key

app\_id

Entry Value

8S877WB279.com.clarome

Save Changes

This information will be used to generate verification URL for apple which is located at:

https://www.example.com/.well-known/apple-app-site-association

## Implementing a universal link for Android

### Generic App

If you are using Generic Android app from Google Play follow instruction below:

Navigate to Admin > System > API keys and click on Add a new integration button

API name: androidapp

API description: Android Universal Link

Entry key: package\_name

Entry value: com.claromentis.app

Entry key: cert\_fingerprint

Entry value: DA:17:8C:FF:DE:AE:C7:D0:3A:DE:B8:69:5D:A5:EA:9C:94:3B:7B:F7:B1:A9:33:4D:26:32:8E:D5:E8:47:64:EB

### Custom App

Please contact mobile@claromentis.com for the details

Edit Integration

API Name and Description are required. You will also need to add at least one entry. This page cannot validate the keys you enter so test your integration in the front-end to ensure that the keys you've entered are valid and working correctly.

API Name?

androidapp

API Description?

Android Universal Link

API Help?

assetlinks.json file for



Entries

Entry Key

package\_name

Entry Value

com...mike





Entry Key

cert\_fingerprint

Entry Value

14:6...4:E5



Save Changes

This information will be used to generate a verification URL which is located at:

```
https://www.example.com/.well-known/assetlinks.json
```

---

#### Related Article

[Verify Site Association](#)

[Finding SHA256 fingerprint for Android signing keys](#)

---

Last modified on 6 December 2023 by [Hannah Door](#)

Created on 18 October 2018 by [Michael Christian](#)

Tags: [app](#), [mobile](#)