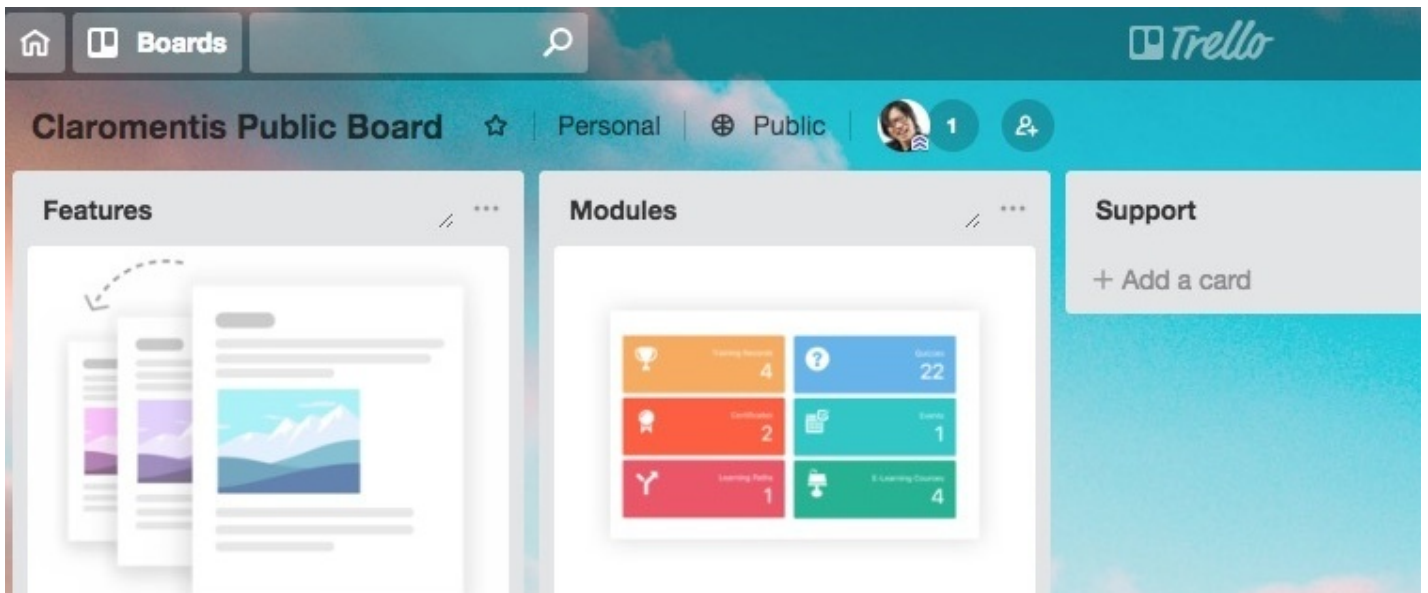


Link to article: <https://discover.claromentis.com/knowledgebase/articles/448>



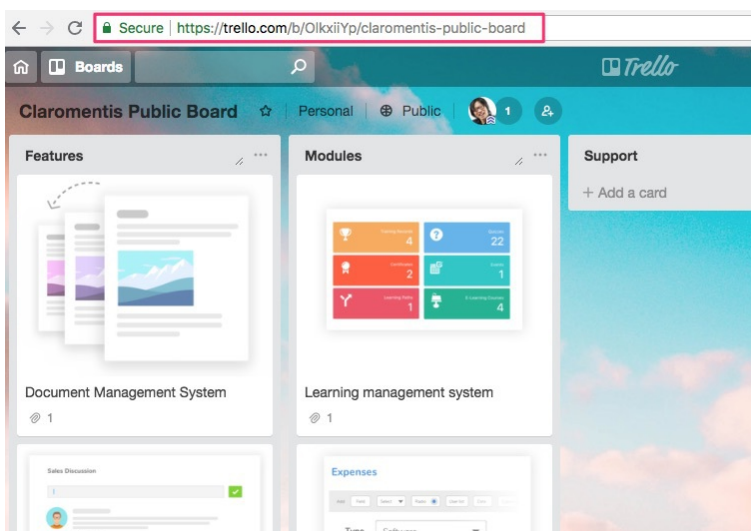
Embed a Public Trello board

Please note that currently Trello does not allow to embed private board to a website for the security reasons but might be considered in the future. Read more...

Using embed component in Pages, it is possible to embed Trello Public Board here is how

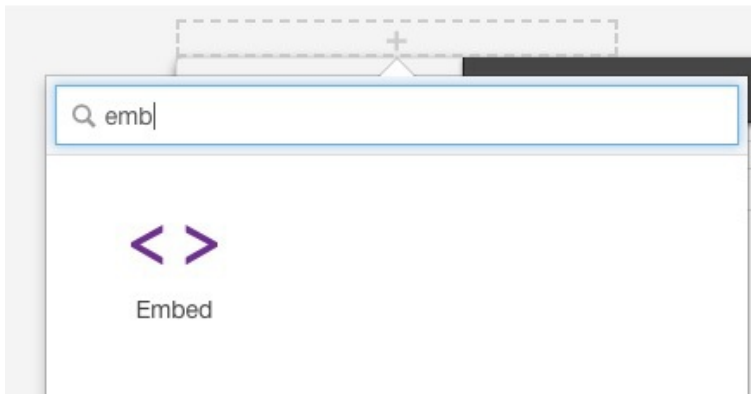
Step 1

From the browser, copy the URL



Step 2

In Claromentis, edit the page and find an Embed Component



Step 3

Select Type: **Site (iframe)**

and paste the URL, and remove the board name part of the URL and add .html

for example :

`https://trello.com/b/OlkxiiYp/claromentis-public-board`

to

`https://trello.com/b/OlkxiiYp.html`

Settings

Title

Type

Code

Video

Site (iframe)

Web address.

Note, some sites cannot be shown in iframe

Allow scroll

Related Article

[How to embed Google Docs, Sheets or Slides to Pages](#)

Last modified on 1 December 2023 by Hannah Door

Created on 21 August 2018 by Michael Christian

Tags: embed, integration, trello, board