

People: General Configuration

Requirements

This user guide is for anyone on Claromentis 8.2+

Introduction

General configuration allows you to make changes to the People application providing more data and visibility if required.

This article will give you an overview of the general settings and the functionalities that can be changed from the admin side of the People application.

The information below is outlined in the video.







People configuration

When you navigate to Admin > People, select the 'General Configuration' tab.

Admin / People Control Panel

UsersPower usersRolesGroupsPassword policy

AllABCDEFGHIJKLMNOPQRSTUVWXYZFirst name, Surname

Photo	Full name	Role	Group	Dummy User Account	Assigned	Spare
	Abigail Clark	none	Company, Human Resources, Learning and Development	No		No
	Alan Metcalfe	none	Company, Sales	No		No
	Alison Kelly	none	Company, Human Resources	No		No
	Amelia Jackson	none	Company, Human Resources	No		No
	Anne Wilkins	Managers	Company, Professional Services	No		No
	Austin Glover	none	Company, Marketing	No		No

Utilities

Add a new userExport usersAdd/update from CSV file

Configuration

General configurationConfigure user profile fieldsConfigure Skills

This area will allow you to make certain visual changes to different aspects of the People application as well as features to maintain user interaction.

Reminder: Be extremely careful changing these options. They potentially can make the system unusable.

You can make changes to the profile picture sizing.

Standard size of user's profile picture, width

140

Standard size of user's profile picture, height

140

Standard size of user's profile large picture, width

800

Standard size of user's profile large picture, height

800

As well as the option to change the metadata image sizing and display.

Width of metadata images

This width applies to the metadata image lightbox on a users profile page. In other places the image will appear as a thumbnail.

Height of metadata images

This height applies to the metadata image lightbox on a users profile page. In other places the image will appear as a thumbnail.

Show metadata images in the sidebar of user profiles

☐ Yes ☒ No

You can also set up the ability to put an age on a user's profile. This means the profile will become outdated after a certain period of time.

After this period of time user profile become outdated (days)

After user profile became outdated and has not been updated by user, send notification again every this number of days

This feature can be useful when requiring users to keep profiles up-to-date and informative.

Other options include changing the format of names displayed.

Name display format

Format for displaying user/contact name in system. Possible values are '{fname} {sname}', '{sname} {fname}' or '{sname}, {fname}'

And the ability to edit the visibility of the number of users (i.e. group/role) appearing.

Max number of users to display in group/role

Max number of users to display in multi-user picker in admin area when editing a group or role. If number of users in a group/role exceeds this value, the membership can be changed from the user profile page

Max number of groups to show in the users list before showing "+ N more". 0 means unlimited

Max number of roles to show in the users list before showing "+ N more". 0 means unlimited

Last modified on 1 August 2024 by [Veronica Kim](#)

Created on 1 February 2018 by [Michael Hassman](#)

Tags: [intranet](#), [people](#), [user guide](#)