

facebook

Embed Facebook Feed into Pages

Overview

How to embed your Facebook page timeline using Embed Component on Pages (available from Claromentis 8.2).

Step 1

Go to

Facebook Page Plugin

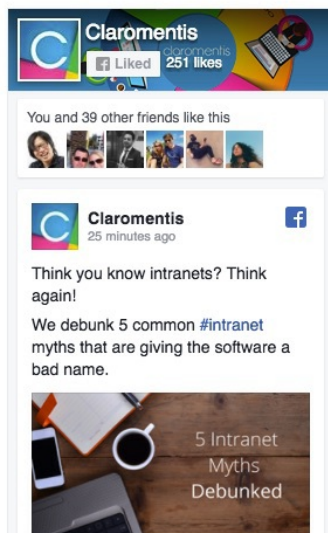
Please note that you can only embed feed from Facebook Pages, such as company or organisation pages on Facebook and not your personal feed.

Step 2

Enter the Facebook Page URL you wish to embed, see example below.

Width: 280 if you wish to fit the embed into a single column.

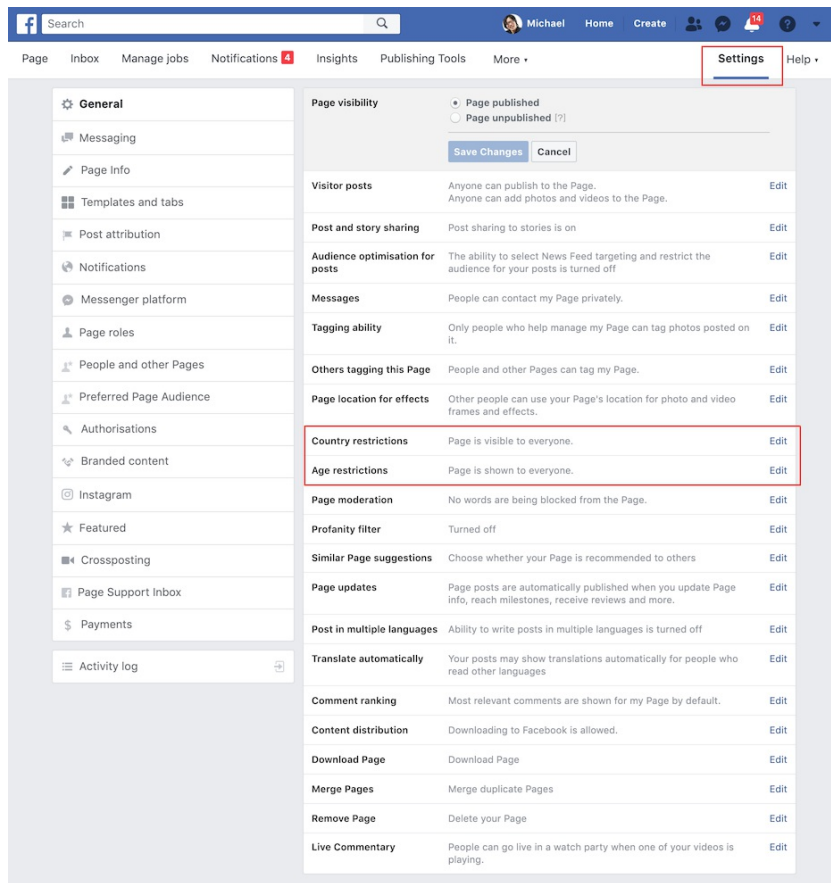
Facebook Page URL	Tabs
<input type="text" value="https://www.facebook.com/claromentis/"/>	<input type="text" value="timeline"/>
Width	Height
<input type="text" value="280"/>	<input type="text" value="The pixel height of the embed (Min. 70)"/>
<input checked="" type="checkbox"/> Use Small Header	<input checked="" type="checkbox"/> Adapt to plugin container width
<input type="checkbox"/> Hide Cover Photo	<input checked="" type="checkbox"/> Show Friend's Faces



What if I can't see the preview?

Please make sure the Page doesn't have any restriction at all. For example **age** or **location** restriction.

On Facebook Page, navigate to **Settings** and check the restriction as shown below

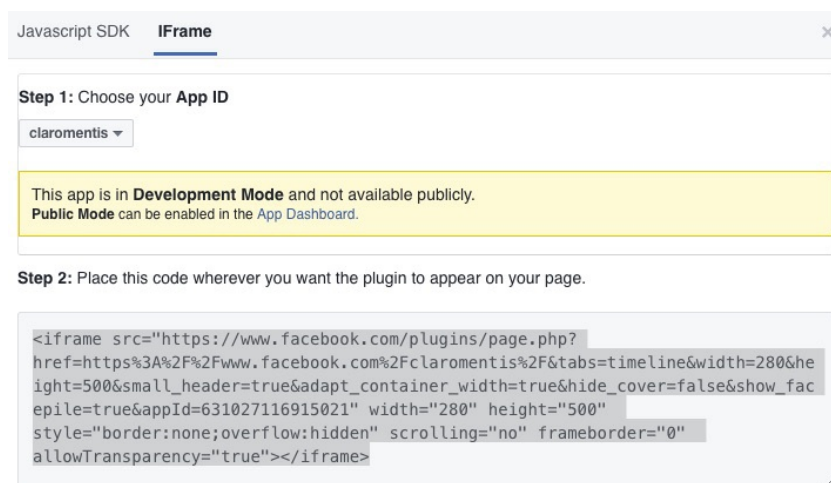


After removing your page restriction, please retry to re-enter the URL in the plug-in and you should now be able to see the preview and generate code.

Step 3

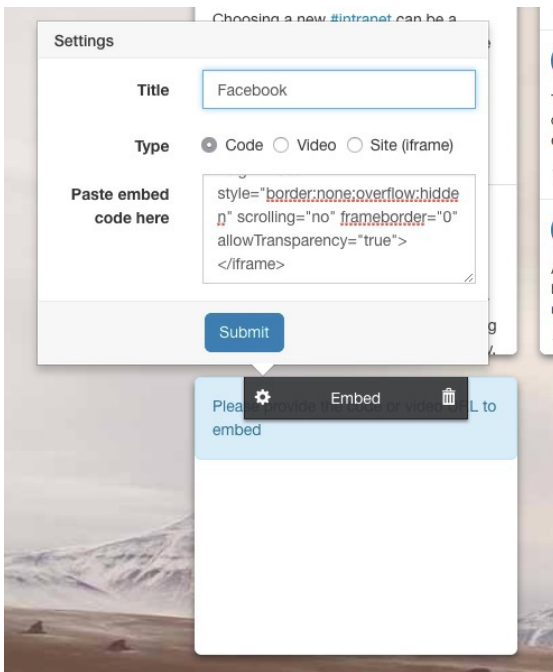
Click "Get the code"

Choose IFrame Tab and select App ID, if you don't have App ID you may have to Create an App ID first with your Facebook Account.

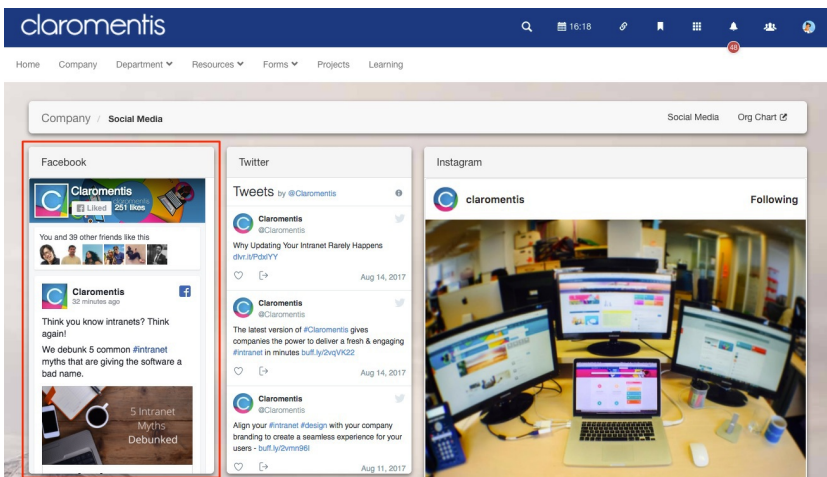


Step 4

Copy the code and paste it on your page by selecting **Embed** Component



Facebook Feed successfully embedded:



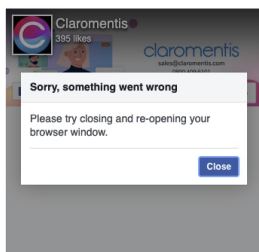
Troubleshooting

4 April 2022

Some users reported that when they're logged on to Facebook, the Page news feed is showing a message:

"Sorry, something went wrong - Please try closing and re-opening your browser window."

The workaround is by logging out of Facebook in the browser and you will be able to see the public news feed, alternatively, you can simply create a link to your Facebook Page directly (and without requiring an embed) via a menu item, image or Button in your Intranet.



This issue has been reported to Meta's developer network and awaiting resolution.

