

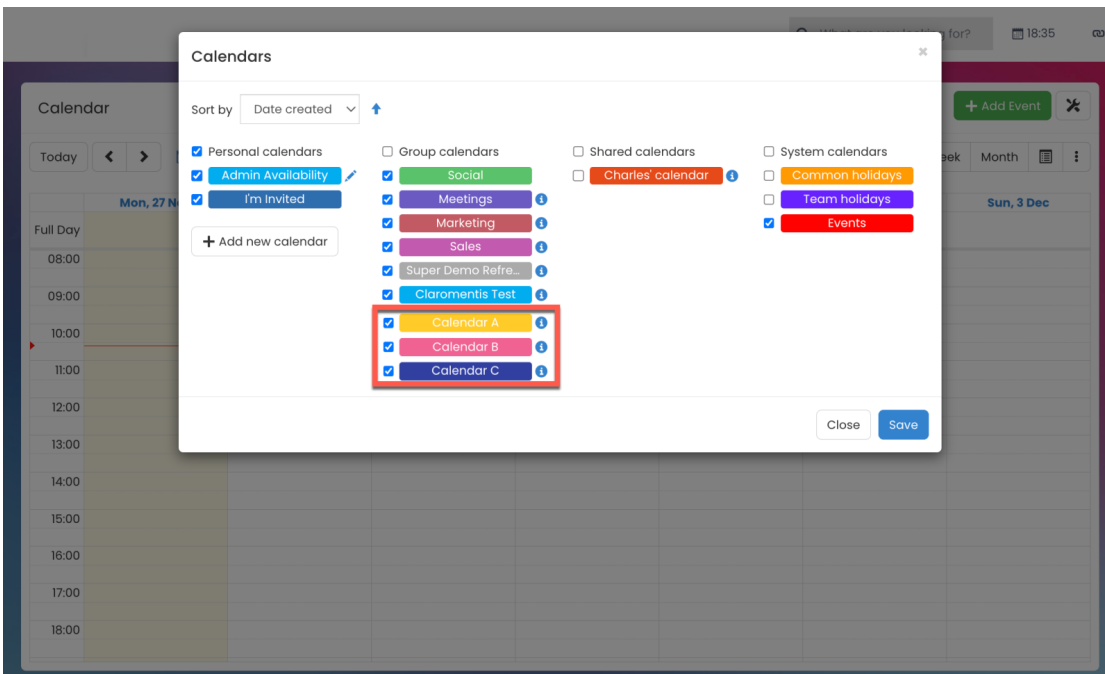
## How to Display Claromentis Calendar in Gmail

The guide will cover how you can display events from Claromentis Calendar in your Google Calendar.

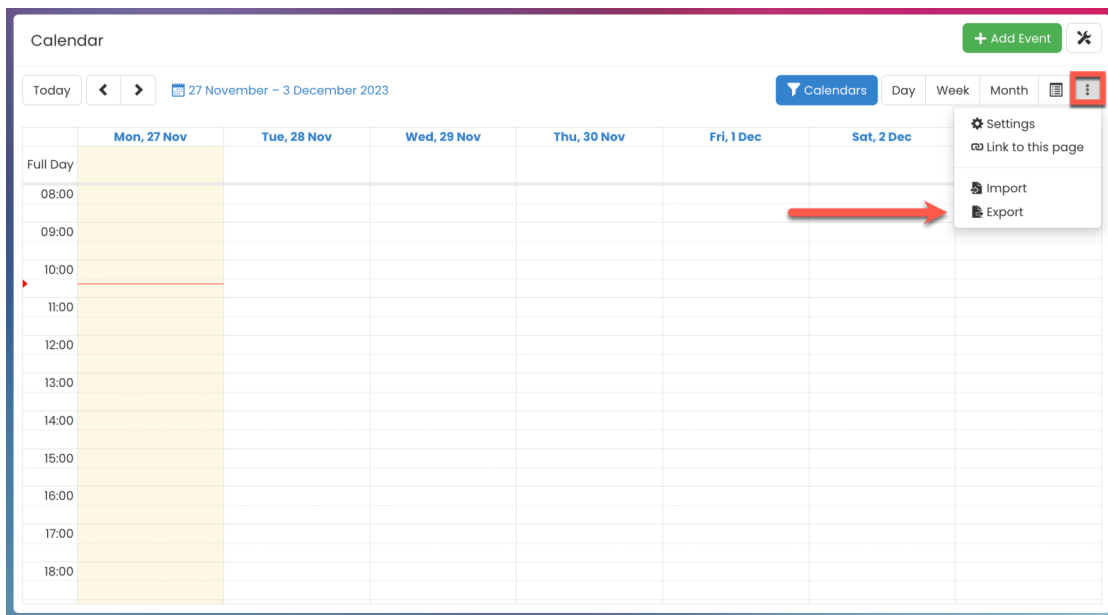
### Adding to google calendar

1. Head to **Applications > Calendar**.
2. Select the calendar in Claromentis you wish to export.

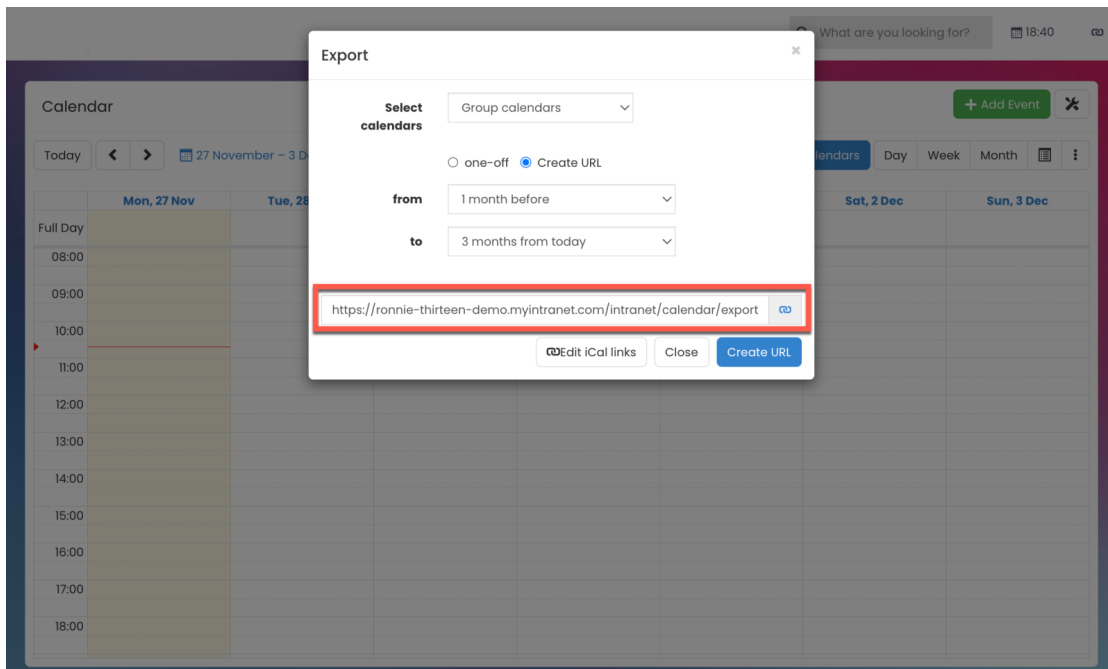
In this example, Calendar A, B, and C calendars are selected.



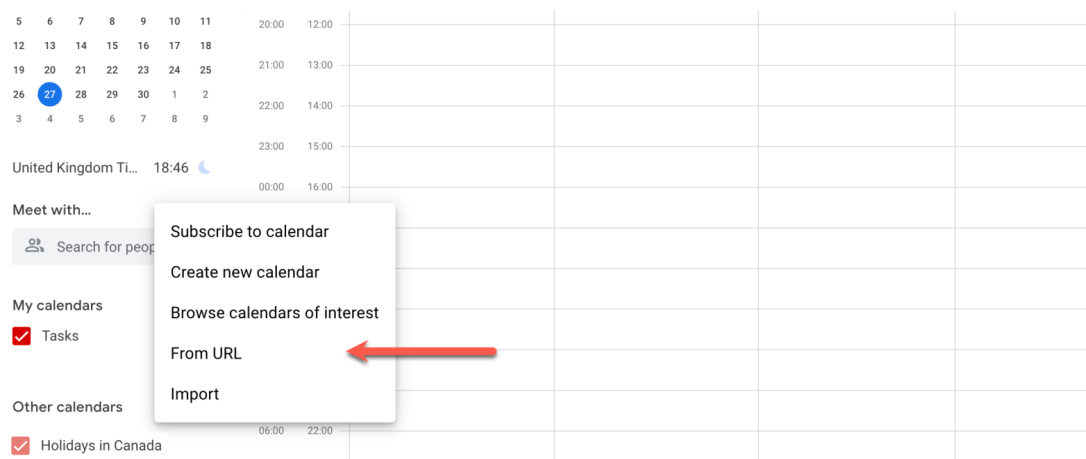
3. Select **More** and click **Export Calendar**.



4. Click on **Create URL** to generate a URL to this calendar.



5. In your Google Calendar, select **Add from URL** located under **Other Calendars**.



6. Paste the calendar URL and select **Add Calendar**.

General

Add calendar

Subscribe to calendar

Create new calendar

Browse calendars of interest

From URL

Import & export

From URL

URL of calendar  
/intranet/calendar/export.php/6a8338a62c.i

☐ Make the calendar publicly accessible?

You can add a calendar using the iCal format by its address.

Add calendar



7. Confirm calendar import under **Other Calendars**.

192021222324252627282930123456789

United Kingdom Ti... 19:05

Meet with...  
Search for people

My calendars  
☒ Veronica Kim  
☒ Tasks

Other calendars +  
☒ Holidays in Canada  
☒ myintranet.com/intranet/c...

21:0013:00

22:0014:00

23:0015:00

00:0016:00

01:0017:00

02:0018:00

03:0019:00

04:0020:00

05:0021:00

06:0022:00

Tip: It might take up to 24

hours for changes to show in your Google Calendar.

Last modified on 30 November 2023 by Hannah Door

Created on 11 February 2016 by Michael Christian

Tags: calendar, google, integration, gmail